




TYPES DE HACHURES AUTOCAD



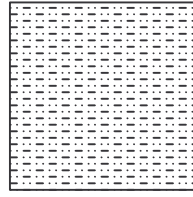
ISO3W100




ISO4W100




LINE




MUDST




NET



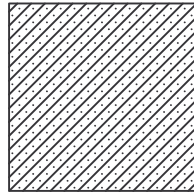
NET3




PLAST




PLASTI




SACNCR




SQUARE




STARS



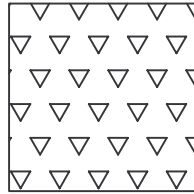
STEEL




SWAMP



TRANS



TRIANG



ZIGZAG

